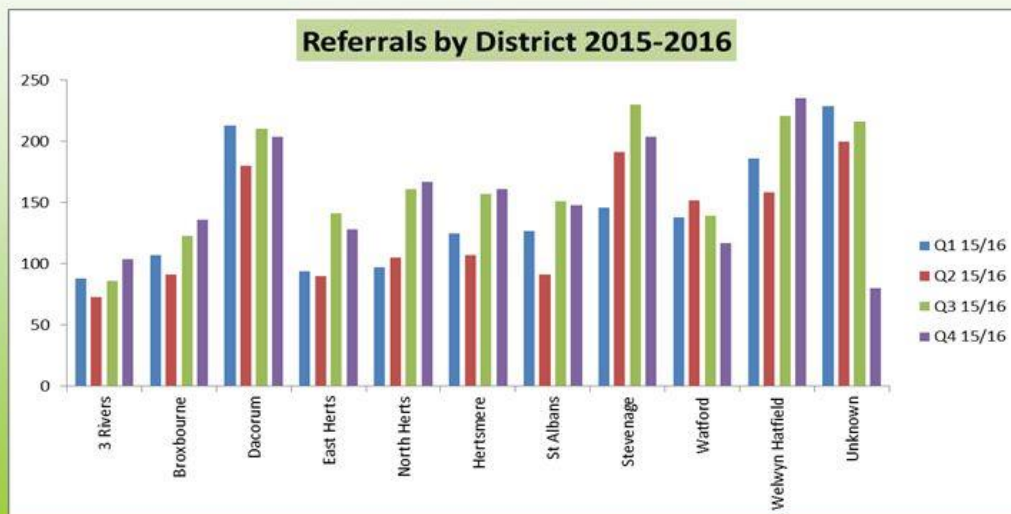


Statistics from Hertfordshire Safeguarding Children Board



The total quarterly Referrals to Children's Social Care are 1684



Data Source: Children's Services Performance Report/LCS Dashboard



The total quarterly Referrals to Children's Social Care are down from Dec 2015 to 1684 March 2016

Rates Per 10000 Highest Stevenage: 104.5
Lowest East Herts: 40.1

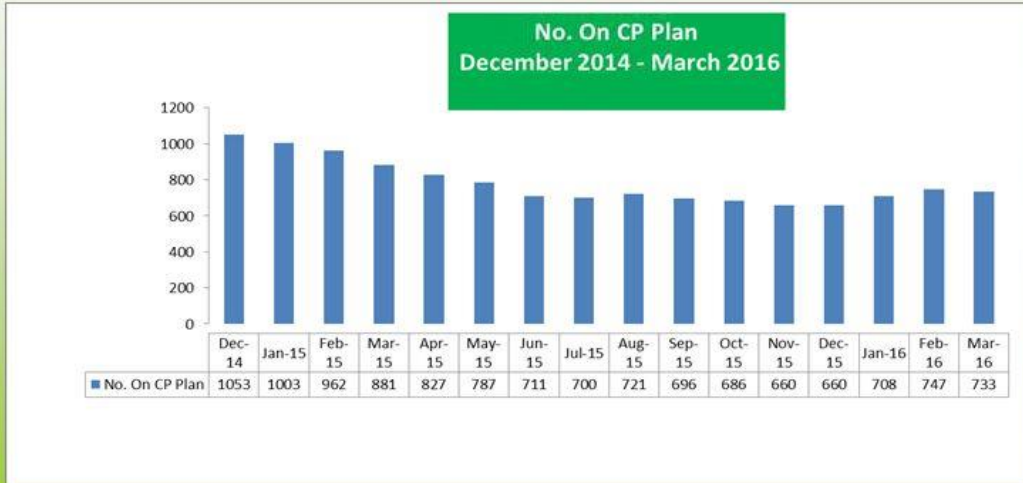
Referrals by District						
	Q3 14/15	Q4 14/15	Q1 15/16	Q2 15/16	Q3 15/16	Q4 15/16
3 Rivers	97	83	88	73	86	104
Broxbourne	125	119	107	91	123	136
Dacorum	264	231	213	180	210	204
East Herts	110	102	94	90	141	128
North Herts	119	122	97	105	161	167
Hertsmere	198	124	125	107	157	161
St Albans	131	137	127	91	151	148
Stevenage	163	162	146	191	230	204
Watford	178	158	138	152	139	117
Welwyn Hatfield	214	193	186	158	221	235
Unknown	173	190	229	200	216	80

Data Source: Children's Services Performance Report/LCS Dashboard



Child Protection plans In Place

March 2015 – 1140 CP Plans
 June 2015– 711 CP Plans
 Sept 2015 – 696 CP Plans
 March 2016 – 733 CP Plans

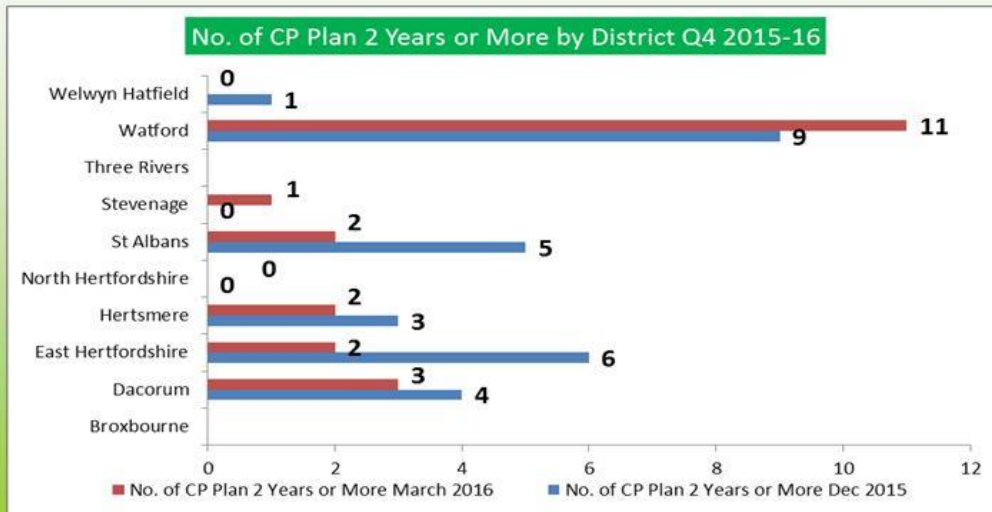


Data Source: Children’s Services Performance Report/LCS Dashboard



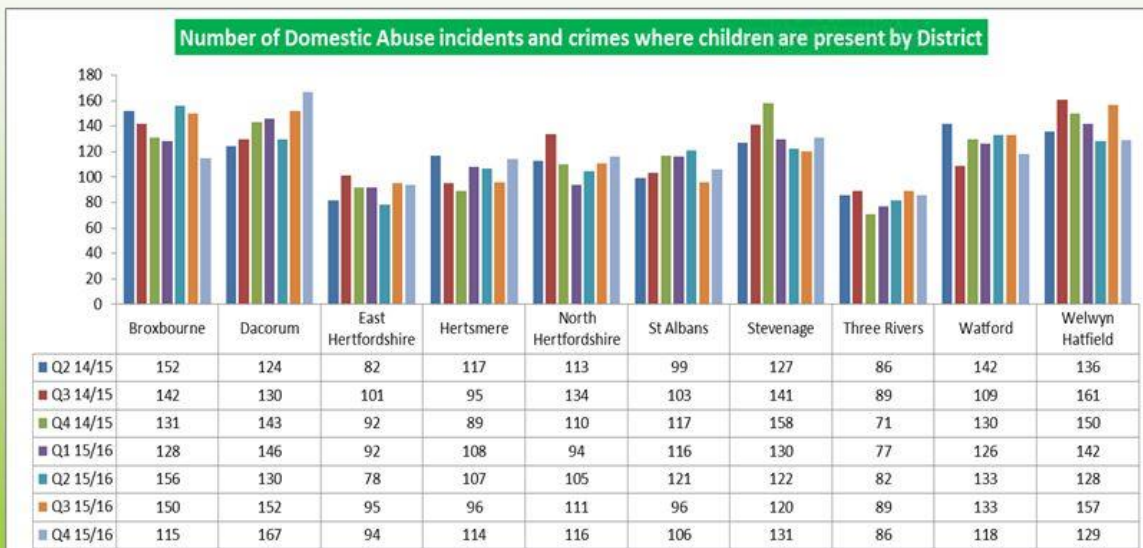
Quarter 4 15/16

Highest: Watford 11
 Lowest: Broxbourne, Three Rivers and North Herts : 0





Q2 15/16
 Highest: Dacorum : 167
 Lowest: Three Rivers: 86



Data Source: Colin Grove HCC data return